

**NUMBER OF PERSONS SERVED**

54

**LA VISTA DE GUADALUPE**

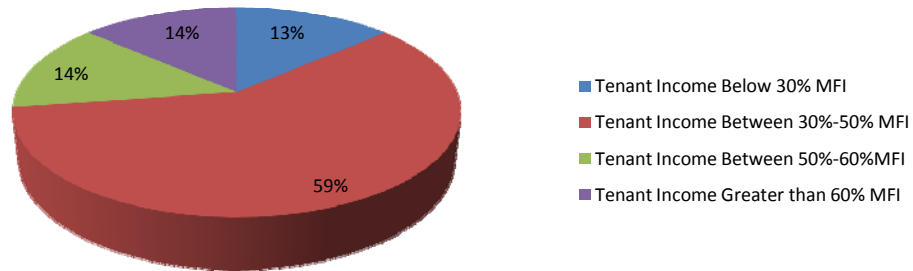
Tenant Income Below 30% MFI	3
Tenant Income Between 30%-50% MFI	13
Tenant Income Between 50%-60%MFI	3
Tenant Income Greater than 60% MFI	3
<b>Total Units</b>	<b>22</b>

**Ties to GNDC Service Area**

Highest Priority	86.4%
Medium Priority	13.6%

% of Single Parent Headed Households	50.0%
% of Elderly	31.8%
% with disability	36.4%
% Ethnic Minority	100%

Average Monthly Rent	\$ 510.00
Average % Median Income for tenants	41.40%
Average Annual Income for tenants	\$25,838.5

**La Vista de Guadalupe**

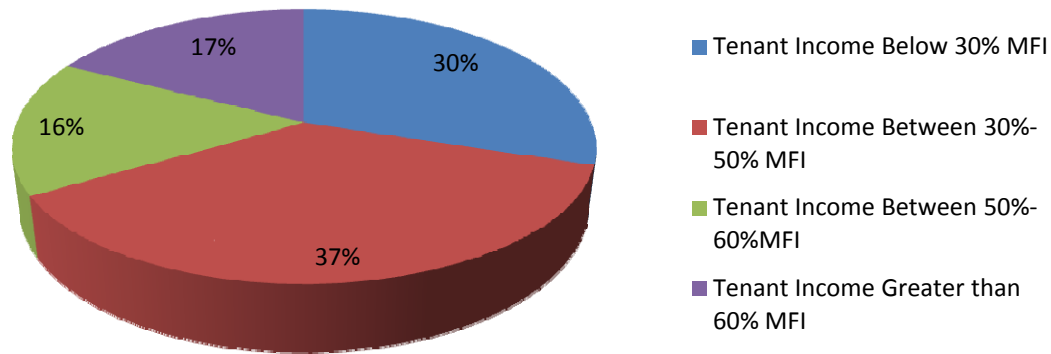
**GNDC SCATTERED RENTAL PROPERTIES**

Tenant Income Below 30% MFI	17.0
Tenant Income Between 30%-50% MFI	21.0
Tenant Income Between 50%-60%MFI	9.00
Tenant Income Greater than 60% MFI	10.00
<b>Total Rental Units</b>	<b>57.00</b>

**Ties to GNDC Service Area**

Highest Priority	<b>89.5%</b>
Medium Priority	<b>3.5%</b>
Lowest Priority	<b>7.0%</b>
% of Elderly	<b>26.0%</b>
% with disability	<b>14.0%</b>
% Racial Minority	<b>96%</b>
% of Single Parent Headed Households	<b>54%</b>
Average Monthly Rent	<b>\$583</b>
Average Annual Income for Tenant	<b>\$28,679.50</b>
Average % Median Income for tenants	<b>44.40%</b>

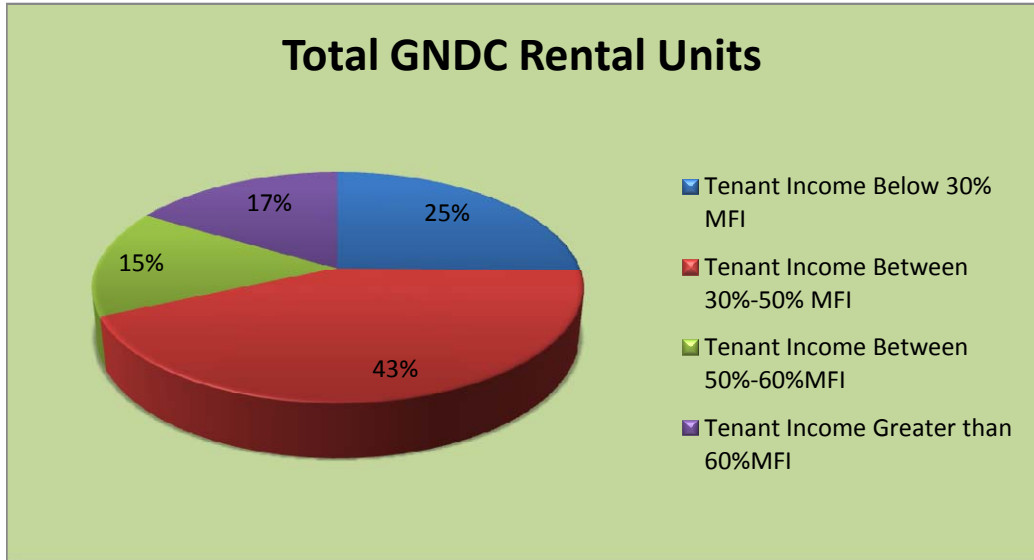
**GNDC Rental Properties**



**TOTAL GNDC RENTAL UNITS (GNDC SCATTERED, & LAVISTA)**

Tenant Income Below 30% MFI	20
Tenant Income Between 30%-50% MFI	34
Tenant Income Between 50%-60%MFI	12
Tenant Income Greater than 60%MFI	13
<b>Total Units</b>	<b>79</b>

% of Single Parent Headed Households	<b>58.33%</b>
% of Elderly	<b>27.8%</b>
% with disability	<b>22.2%</b>
% Ethnic Minority	<b>99%</b>



### GNDC's Growth

GNDC Home Ownership Units

Rental Units

1984	7	10
1992	11	19
1999	17	22
2004	34	32
2007	34	39
2008	34	63
2009	34	64
2010	42	72
2013	43	79
2014	44	79
2015	48	79
2016	52	115

